

MYRTLE MAYHEM



RULES AND RECORDS 2018



PREVIEW

1

Myrtle Mayhem 2018



VS.



KNOW YOUR TEAMMATES – RUSH N HACKERS II

Your Captain
John Rusciolleli
AKA “Rush Dog”
“Doggy”



Mark Dinora
AKA “D’Nice”
“Marky Mark”

Jason Krempf
AKA “The Krempf”



Paul St. Laurent
AKA “The Saint”
“Token”

James Morrall
AKA “Fletch”
“The New Guy”



Vance Walker
AKA “Sky”



Tim McCann
AKA “Timmay”
“Bomber”



Steve Hardiman
AKA “Bahstan”
“Drunk”

25 TITLES IN 50 EVENTS

KNOW YOUR TEAMMATES – SPLASH BROTHERS

John Monaghan
AKA “Monty”
“Jack Package”
“Package”



Brian Reed
AKA “B”
“The Brewer”



Mike Kelleher
AKA “Mikey-boy”
“Big Daddy”




Jay Chicklo
AKA “The Ringer”
“New Guy”



Rick Moran
AKA “Pretty Ricky”
“The Closer”



Dave Dwyer
AKA “Julie”
“Frenchy”



Ken Preede
AKA “The Splinter”
“People Person”

Alan Evans
AKA “Big Al”
“Mr. Consistent”



33 TITLES IN 85 EVENTS

COURSE PREVIEW

Arrowhead*

	Cypress										Lakes										Total	Slope
Par	4	5	3	4	4	3	4	5	4	36	4	4	5	4	3	4	4	3	5	36	72	129
White Tees	368	528	181	339	315	171	363	525	333	3,123	373	356	536	336	116	346	379	171	506	3,119	6,242	
	Lakes										Waterway										Total	Slope
Par	4	4	5	4	3	4	4	3	5	36	4	4	3	5	4	3	4	4	5	36	72	127
White Tees	373	356	536	336	116	346	379	171	506	3,119	341	316	158	497	356	183	387	357	465	3,060	6,179	
	Cypress										Waterway										Total	Slope
Par	4	5	3	4	4	3	4	5	4	36	4	4	3	5	4	3	4	4	5	36	72	129
White Tees	368	528	181	339	315	171	363	525	333	3,123	341	316	158	497	356	183	387	357	465	3,060	6,183	

Arcadian Shores

Par	5	3	5	4	4	4	4	3	4	36	5	4	4	4	4	3	5	3	4	36	72	Slope
White Tees	486	148	465	370	370	373	330	151	338	3,031	444	357	355	367	300	168	511	138	384	3,024	6,055	125

Prestwick

Par	4	4	4	4	3	5	4	3	5	36	4	4	5	3	4	4	3	5	4	36	72	Slope
Hybrid (Green then White)	318	358	403	290	135	435	333	163	454	2,974	373	344	504	135	409	350	174	499	396	3,163	6,137	126

Caledonia

Par	4	5	3	4	4	3	4	5	3	35	5	3	4	4	4	4	4	3	4	35	70	Slope
White Tees	319	516	153	322	347	120	323	477	92	2,669	518	150	384	354	343	423	375	132	362	3,041	5,710	129

*The two nines to be played will be determined at course on day of match

Closest to Pin Holes



Long Drive Holes

DAY 1 ARROWHEAD – TOP HANDICAP HOLES

Cypress Nine
Hole #2
(#1 Handicap)

Lakes Nine
Hole #7
(#1 Handicap)

Waterway Nine
Hole #7
(#1 Handicap)



DAY 2 ARCADIAN SHORES – TOP HANDICAP HOLES

Front Nine
Hole #5
(#2 Handicap)



Back Nine
Hole #13
(#1 Handicap)



DAY 3 PRESTWICK – TOP HANDICAP HOLES

Front Nine
Hole #2
(#2 Handicap)



2
PAR 4

● Championship	448
● Blue	427
● White	387
● Green	358
<i>Men's Handicap</i>	1

● Red	307
● Tan	302
<i>Women's Handicap</i>	7

Probably the most difficult hole on the golf course. Your tee shot here is critical. Another narrow green requires careful club selection. Take one extra club on your approach, better long than short on this hole.

Back Nine
Hole #17
(#1 Handicap)



17
PAR 5

● Championship	531
● Blue	515
● White	499
● Green	472
<i>Men's Handicap</i>	2

● Red	405
● Tan	400
<i>Women's Handicap</i>	2

Buckle your chin straps! Extremely difficult Par 5. Favor right side of the fairway with drive and second shot. Approach shot should favor left side of the green.

DAY 4 CALEDONIA – TOP HANDICAP HOLES

Front Nine
Hole #5
(#2 Handicap)



Back Nine
Hole #16
(#1 Handicap)





RULES

2

SCRAMBLE

FORMAT RULES

- Each player will play a ball off the tee
- The team will select one player's drive to use on that hole and both players will hit from that spot
- This process will be repeated until the team holes out
- All shots must be taken within one club length of the original shot on the same playing surface (fairway, rough, sand) as the original shot and must be taken no closer to the hole
- One score per hole will be counted per team, low score wins the hole, no maximum score
- Match play rules apply
 - the team who wins the most holes will win the available points (front/nine/total)
 - all draws will split available points

SCRAMBLE +1

FORMAT RULES

In addition to the Scramble Format Rules, the following apply:

- For each hole with a SCORE of **FOUR OR ABOVE**, each team must use at least **ONE SHOT FROM EACH PLAYER**
- The rule applies regardless of the par of the hole being played
- The required stroke can be any shot (tee, fairway, putt)
- ***Gimme putts*** (putts inside the leather) can be used as the required stroke, but **ONLY** if the player makes the putt
- If a team fails to utilize a shot from each player once a hole is complete – they are assessed one penalty stroke

HYBRID FORMAT RULES

For the first nine holes, the Scramble Format Rules would apply. After nine holes, the match would become a best ball match with the following rules:

- Both players would tee off and select best ball
- Each player would play their ball from that spot to the hole
- Each player would card a score (including tee shot)
- The lowest individual score of each doubles team will become their team score for that hole.
- Match play rules apply – low team score wins the hole.
- Overall score will be determined by the combined holes won from the front nine and the back nine.
- The same shotgun rules apply (5 tee + 1 putt per nine with no carryover).

GENERAL PLAYING RULES

<p>RULE 1 LIFT, CLEAN AND REPLACE</p>	<p>This rule is in effect throughout the tournament. Each shot shall be played from within one club length of the selected shot, on the same playing surface, no closer to the hole. The one club length rule does not apply to the putting surface – putts must be marked at the spot of the ball.</p>
<p>RULE 2 PENALTY STROKES</p>	<p>Players will adhere to course designated hazards and boundary markers and relocate their ball to a designated drop area or on the line which the ball exited the course – one penalty stroke.</p>
<p>RULE 3 CONCEDING A PUTT</p>	<p>Putts “within the grip” will be considered good. Determined by placement of the putter head in the hole – if the ball is between the bottom of the grip and the hole, then the putt is good. NOTE: Any putt can be conceded by the opposing team at any time. NOTE: Rule does not apply to belly putters</p>
<p>RULE 4 RAIN/DARK EARLY FINISH</p>	<p>A team can only claim points in a early finish situation if both teams complete 5 of 9 holes (for front nine/back nine points) or 14 of 18 holes (for total round points). If round is not ended by course closure, darkness/rain finish hole to be determined by agreement of both teams.</p>

SPECIAL SITUATION RULES

Should a team need to play a doubles match with a single player – the following rules apply:

- For the Solo Team

- May utilize 10 shotgun mulligans (five per nine) off the tee and 2 shotgun putts (one per nine). No carry over from front nine to back nine.
- May hit a second “alternate” shot under these conditions:
 - Cannot be taken off the tee box or on the green
 - No more than two alternate shots per hole
- Mulligans and alternate shots are provisional – solo player may choose original shot

EXAMPLE OF LEGAL SOLO PLAY: Solo player hits tee shot, then hits a mulligan tee shot.


Plays long approach shot from fairway, then plays an alternate shot from the same position. Plays short chip shot, then plays an alternate shot from same position. Plays putt, then hits a mulligan putt.

- For the Doubles Team

- The team may hit only one tee shot (either player may hit)
- Each member of the team may take a shotgun tee shot on any hole – therefore possible for the team to hit a total of three tee shots (1 free shot and 2 mulligans)
- The team may hit only one shot on any ball residing on the green
 - Either may hit
 - If multiple shots on the green, team members may alternate
 - If using shotgun putt, either may hit (only the person taking the shotgun putt must drink)

**PLAYER
DOWN**

DAILY MATCH-UP RULES

MATCH DAY	FORMAT	NORMAL RULES	RULE OF 15
2	1 Scramble 3 Scramble+1	<ul style="list-style-type: none"> Leading team announces first two pairs (Scramble and Scramble+1). Trailing team matches the leading team's pairs and announces remaining pairs Leading team then matches the final two pairs. 	 <p>In place when the trailing team is behind by 15 or more points. The leading team shall provide all their pairs and the trailing team will establish all match-ups.</p>
3	1 Scramble 2 Scramble+1 1 Hybrid	<ul style="list-style-type: none"> Leading team announces first two pairs (hybrid and Scramble+1). Trailing team matches the leading team's pairs and announces remaining pairs Leading team then matches the final two pairs. 	
4	2 Scramble+1 2 Hybrid	<ul style="list-style-type: none"> Leading team announces first two pairs (hybrid and Scramble+1). Trailing team matches the leading team's pairs and announces remaining pairs Leading team then matches the final two pairs. 	

SHOTGUN RULES

TEAM MAXIMUMS

GENERAL	<ul style="list-style-type: none"> • Drinker must be the Ball Striker • Drinking Team Eligible to Win Hole 	FRONT NINE	BACK NINE	TOTAL
TEE	<p>Any participant can take a mulligan off the tee if they chug a full 12-oz. beer. The following conditions apply:</p> <ul style="list-style-type: none"> • Maximum of five tee shot mulligans available to each team per nine holes. • The teammate that hits the mulligan must drink. The ten total mulligans can be split between teammates in any way (<i>one teammate could drink all ten and his partner zero</i>). • Both partners can use a mulligan on the same hole – <i>no more than one mulligan per player per hole</i> • A mulligan can be taken at any time prior to leaving the tee box • Player maintains option of playing original shot if preferred over the mulligan (shotgun still required and counts against limits) • Shotgun may be consumed after mulligan but prior to next shot • Front nine mulligans CANNOT be carried over to the back nine. 	5	5	10
PUTT	<p>Any team can have an additional shot with a putter if all members of the team chug a full 12-oz. beer. The following conditions apply:</p> <ul style="list-style-type: none"> • Both team members must drink, but one team member is chosen to take the extra attempt with a putter. • The site of the ball's location must be marked in some way. Once the ball mark is removed a team can no longer utilize the shotgun putt. As long as the ball mark is in place the putt can be used, regardless of sequence of putts. • Front nine putt CANNOT be carried over to the back nine. • Player maintains option of playing original shot(s) as long as ball marks are not removed (shotgun still required and counts against limits) 	<p>1</p> <p><i>One may putt – both must drink</i></p>	<p>1</p> <p><i>One may putt – both must drink</i></p>	2

TOTAL

Maximum mulligans by each team

6

6

12

SCORING OVERVIEW

Each match will be awarded points based on Front Nine, Back Nine, and Total Score. Points will be awarded based on total holes won – with draws in any category splitting the available points.

- **Scramble:** Seven total points (2-front, 2-back, 3-total)
- **Scramble+1*:** Seven total points (2-front, 2-back, 3-total)
- **Hybrid*:** Seven total points (2-front, 2-back, 3-total)

*On Day 4, one point is added to the front and back for scramble +1 and hybrid matches

SAMPLE SCORING FORMAT

FORMAT: DOUBLES (SCRAMBLE)	HOLES WON BY TEAM A	HOLES WON BY TEAM B	DRAWS	POINTS AWARDED
FRONT	3	2	4	2 - Team A
BACK	2	3	4	2 - Team B
TOTAL	5	5	8	1.5 - Team A
				1.5 - Team B
TOTAL POINTS AWARDED				3.5 - Team A
				3.5 - Team B

POINTS AVAILABLE

DAY	MATCH	FRONT	BACK	18	TOTAL	DAY
DAY 1	DOUBLES (SCRAMBLE)	2	2	3	7	28
	DOUBLES (SCRAMBLE+1)	2	2	3	7	
	DOUBLES (SCRAMBLE+1)	2	2	3	7	
	DOUBLES (SCRAMBLE+1)	2	2	3	7	
DAY 2	DOUBLES (SCRAMBLE)	2	2	3	7	28
	DOUBLES (SCRAMBLE+1)	2	2	3	7	
	DOUBLES (SCRAMBLE+1)	2	2	3	7	
	DOUBLES (SCRAMBLE+1)	2	2	3	7	
DAY 3	DOUBLES (SCRAMBLE)	2	2	3	7	28
	DOUBLES (SCRAMBLE+1)	2	2	3	7	
	DOUBLES (SCRAMBLE+1)	2	2	3	7	
	HYBRID (SCRAMBLE/BEST BALL)	2	2	3	7	
DAY 4	DOUBLES (SCRAMBLE+1)	3	3	3	9	36
	DOUBLES (SCRAMBLE+1)	3	3	3	9	
	HYBRID (SCRAMBLE/BEST BALL)	3	3	3	9	
	HYBRID (SCRAMBLE/BEST BALL)	3	3	3	9	
TOTAL POINTS AVAILABLE / NEEDED TO WIN				120 / 60.5		



RECORDS

3

PRIOR YEAR RESULTS

YEAR	WINNER POINTS	LOSER POINTS	% OF POINTS OBTAINED BY WINNERS	CHAMPION+	# OF PLAYERS
2017	82	38	68.3%	RUSH 'N' HACKERS	16
2016	62.5	52.5	54.3%	MARKY MARK & THE DRUNKY BUNCH	16
2015	69	42	62.2%	BAD MEN	16
2014	59	19	75.6%	ZERO DARK THIRSTY	16
2013	56	49	53.3%	KENNY & THE JETS	16
2012	56.5	37.5	60.1%	HONEY BADGERS	16
2011	31	22	58.5%	VICTORIOUS BASTERDS	12
2010	26.5	26.5	N/A	- TIE -	12
2009	14.5	12.5	53.7%	ACE HOLES	12
2008	12	9	57.1%	ACE HOLES	12
2007	11.5	11.5	N/A	- TIE -	8
2006	5	3	62.5%	ACE HOLES	8

MYRTLE MAYHEM RECORDS – GOLF (INDIVIDUAL)

ACTION		RECORD	PLAYER(S)	COURSE	YEAR
LOWEST SCORE - DOUBLES	DOUBLES - SCRAMBLE	69	RUSCIOLELLI - MCCANN	ARROWHEAD	2011
	DOUBLES – BEST BALL (ALL 18)	81	MARSH - REED	HERITAGE	2012
	DOUBLES – BEST BALL (BACK 9)	70	ST. LAURENT - RUSCIOLELLI	GRANDE DUNES	2017
LOWEST SCORE - FOURS	OLD FORMAT	66	KELLEHER; GRUNER; PREEDE; MCCANN	BLACKMOOR	2009
	NEW FORMAT	74	DINDRA; REED; HARDIMAN; MCCANN	WICKED STICK	2012
LOWEST SCORE - HYBRID	COMBINED 18	77	REED – KREML (FRONT NINE 37) REED – BACK NINE 40	KING'S NORTH	2016
	SOLO 9	40	REED	KING'S NORTH	2016
MOST MATCH PLAY HOLES WON	DOUBLES - SCRAMBLE	11	RUSCIOLELLI/MCCANN	ARROWHEAD	2011
	DOUBLES – BEST BALL	11	MARSH/REED	HERITAGE	2012
	HYBRID (DOUBLES/SINGLES)	15	MORRALL/MORAN (3); MORRALL (5); MORAN (7)	FOUNDER'S CLUB	2016
FEWEST MATCH PLAY HOLES WON	COMPETING DOUBLES	3	MORAN - REED (2) vs. ST. LAURENT - RUSCIOLELLI (1)	PRESTWICK	2013
	DOUBLES TEAM – IN A WIN	2	MORAN-REED	PRESTWICK	2013
	DOUBLES TEAM – IN A LOSS	1	MULTIPLE	N/A	N/A
MOST CAREER WINS	SINGLES	3	R. MORAN (3-1)	N/A	N/A
	DOUBLES	9	KELLEHER/EVANS (9-3)	N/A	N/A

MYRTLE MAYHEM RECORDS – GOLF (TEAM)

ACTION		RECORD	PLAYER(S)	COURSE	YEAR
LARGEST DEFICIT OVERCOME	SINGLE DAY	9	BOMB SQUAD: MORAN, MCCARTHY, EVANS, KELLEHER, DWYER, SACKS, MCCANN, REED	HERITAGE	2013
	FINAL DAY	6	SHOTGUN MULLIGANS: MORAN; DWYER; EVANS; MARSH; KELLEHER; GRUNER	PRESTWICK	2010
LARGEST MARGIN OF VICTORY	SINGLE DAY	23	RUSH 'N' HACKERS: DINDRA; HARDIMAN; KREMPL; MCCANN; MCCARTHY; MORRALL; RUSCIOLELLI; ST. LAURENT	RIVER HILLS	2017
	OVERALL (POINTS)	44	RUSH 'N' HACKERS: DINDRA; HARDIMAN; KREMPL; MCCANN; MCCARTHY; MORRALL; RUSCIOLELLI; ST. LAURENT	N/A	2017
	OVERALL (% OF TOTAL POINTS OBTAINED)	75.6%	59 OF 78 POINTS OBTAINED ZERO DARK THIRSTY: DWYER; EVANS, KREMPL; KELLEHER; MCCANN; MCCARTHY; MORAN; REED	N/A	2014
DAILY POINTS SCORED*	LEAST	2	JOHN, PAUL AND THE DISCIPLES: EVANS, KELLEHER, MARKELL, MONAGHAN, PREEDE, RUSCIOLELLI, SACKS, ST. LAURENT	HEATHLAND	2012
	MOST	25.5	RUSH 'N' HACKERS: DINDRA; HARDIMAN; KREMPL; MCCANN; MCCARTHY; MORRALL; RUSCIOLELLI; ST. LAURENT	GRANDE DUNES	2017

*Since Expanding to 16 in 2012

MYRTLE MAYHEM RECORDS - MULLIGANS

RECORD	NUMBER	PLAYER(S)	COURSE	YEAR	MATCH RESULT
INDIVIDUAL – SINGLE DAY	14	MCCARTHY	Heritage	2012	Loss
INDIVIDUAL – SINGLE HOLE	4	MCCANN	The Witch	2009	Loss (Won Hole)
DOUBLES TEAM – SINGLE DAY	22	DWYER (13); MORAN (9)	Heritage	2012	Loss
DOUBLES TEAM – SINGLE HOLE	7	MCCANN (4); EVANS (3)	The Witch (Hole #17; Par 3; 166 yards)	2009	Loss (Won Hole)
COMPETING DOUBLES – SINGLE DAY	39	DINORA-MCCARTHY (21) vs. KELLEHER-EVANS (18)	Heritage	2012	N/A
TEAM AVERAGE – SINGLE DAY	8.4	HONEY BADGERS MCCARTHY (14); DWYER (13); MCCANN (12); MORAN (9); HARDIMAN (8); DINORA (7); REED (4); MARSH (0)	Heritage	2012	Loss (Day 4: 10-21)



BULLSHIT STATISTICS

4

2017 MATCH OVERVIEW

		Rush 'N' Hackers						Old School						Matches Won			
Day/Match	Format	Players		Points	Score	Holes Won	Match Won On	Players		Points	Score	Holes Won	Match Won On	Average Score	Hackers	Old School	Ties
1:01	Scramble	Kreml	Rusciolelli	7	78	9	18	Monaghan	Kelleher	0	84	3	-	79.5	4	0	0
1:02	Scramble+	Hardiman	McCann	6	76	5	18	Reed	Sacks	1	80	4	-				
1:03	Scramble+	Saint	Morrall	7	73	6	17	Moran	Evans	0	78	2	-				
1:04	Scramble+	Dinora	McCarthy	5	83	7	17	Preede	Dwyer	2	84	4	-				
Day 1 Totals/Averages		River Hills		25	77.5	27		River Hills		3	81.5	13					
2:01	Scramble	Saint	Dinora	5	76	3	18	Reed	Preede	2	78	1	-	79.6	3	1	0
2:02	Scramble+	Rusciolelli	McCarthy	6	82	5	18	Monaghan	Sacks	1	84	3	-				
2:03	Scramble+	McCann	Hardiman	1	79	4	-	Moran	Dwyer	6	78	6	17				
2:04	Scramble+	Kreml	Morrall	7	77	7	18	Evans	Kelleher	0	83	3	-				
Day 2 Totals/Averages		Myrtlewood - Pine Hills		19	78.5	19		Myrtlewood - Pine Hills		9	80.8	13					
3:01	Scramble	Saint	McCarthy	1	79	4	-	Reed	Kelleher	6	77	5	18	79.1	1	2	1
3:02	Scramble+	Hardiman	Kreml	7	77	8	16	Preede	Sacks	0	84	3	-				
3:03	Scramble+	Dinora	McCann	1	78	6	-	Dwyer	Evans	6	78	7	18				
3:04	Hybrid	Morrall	Rusciolelli	3.5	80	6	16	Monaghan	Moran	3.5	80	6	-				
Day 3 Totals/Averages		Long Bay		12.5	78.5	24		Long Bay		15.5	79.8	21					
4:01	Scramble+	McCarthy	McCann	9	78	8	17	Monaghan	Sacks	0	81	4	-	79.0	3	1	0
4:02	Scramble+	Hardiman	Dinora	0	83	4	-	Evans	Kelleher	9	79	8	18				
4:03	Hybrid	Saint	Rusciolelli	9	70	8	16	Reed	Dwyer	0	79	1	-				
4:04	Hybrid	Kreml	Morrall	7.5	80	7	18	Moran	Preede	1.5	82	5	-				
Day 4 Totals/Averages		Grande Dunes		25.5	77.8	27		Grande Dunes		10.5	80.3	18					
		Totals/Averages		82	78.1	97	N/A	Totals/Averages		38	80.6	65	N/A	79.3	11	4	1

2017 MATCH DETAILS - DAY 1

Round 1: River Hills																					Holes Won		
Hole	1	2	3	4	5	6	7	8	9	Front	10	11	12	13	14	15	16	17	18	Back	Total	Hack	School
Par	4	5	3	4	4	3	5	4	4	36	4	5	3	4	4	3	4	5	4	36	72	27	13
Moran/Evans	4	4	3	4	5	3	5	5	5	38	4	6	4	6	5	3	3	5	4	40	78		2
To Par	0	-1	0	0	1	0	0	1	1	2	0	1	1	2	1	0	-1	0	0	4	6		
St.Laurent/Morrall	4	5	3	4	5	3	4	3	5	36	4	6	3	5	4	3	4	4	4	37	73	6	
To Par	0	0	0	0	1	0	-1	-1	1	0	0	1	0	1	0	0	0	-1	0	1	1		
Monaghan/Kelleher	4	6	4	6	5	4	6	5	4	44	4	5	3	5	5	3	4	6	5	40	84		3
To Par	0	1	1	2	1	1	1	1	0	8	0	0	0	1	1	0	0	1	1	4	12		
Rusciolelli/Krempf	4	5	4	5	4	3	7	4	4	40	4	6	4	4	4	3	4	5	4	38	78	9	
To Par	0	0	1	1	0	0	2	0	0	4	0	1	1	0	0	0	0	0	0	2	6		
Reed/Sacks	5	5	4	5	5	3	5	4	4	40	5	5	3	6	4	2	4	5	5	39	79		4
To Par	1	0	1	1	1	0	0	0	0	4	1	0	0	2	0	-1	0	0	1	3	7		
Hardiman/McCann	3	5	3	5	5	3	4	5	5	38	4	5	3	4	4	3	5	5	5	38	76	5	
To Par	-1	0	0	1	1	0	-1	1	1	2	0	0	0	0	0	0	1	0	1	2	4		
Dwyer/Preede	4	5	4	6	5	3	5	4	4	40	4	5	3	5	5	4	5	7	6	44	84		4
To Par	0	0	1	2	1	0	0	0	0	4	0	0	0	1	1	1	1	2	2	8	12		
Dinora/McCarthy	6	7	3	5	5	3	5	5	4	43	3	6	3	4	5	3	4	6	6	40	83	7	
To Par	2	2	0	1	1	0	0	1	0	7	-1	1	0	0	1	0	0	1	2	4	11		

2017 MATCH DETAILS - DAY 2

Round 2: Myrtlewood - Pine Hills

																						Holes Won	
																						Hack	School
Hole	1	2	3	4	5	6	7	8	9	Front	10	11	12	13	14	15	16	17	18	Back	Total	19	13
Par	4	4	5	3	4	3	4	4	5	36	4	3	4	5	4	5	4	3	4	36	72		
Monaghan/Sacks	5	5	6	4	4	3	5	5	4	41	5	4	4	4	5	6	5	5	5	43	84		3
To Par	1	1	1	1	0	0	1	1	-1	5	1	1	0	-1	1	1	1	2	1	7	12		
Ruscioelli/McCarthy	5	5	5	4	5	3	4	5	5	41	5	3	4	6	5	6	5	3	4	41	82	5	
To Par	1	1	0	1	1	0	0	1	0	5	1	0	0	1	1	1	1	0	0	5	10		
Evans/Kelleher	4	5	7	3	4	4	5	4	6	42	5	4	4	5	6	5	4	3	5	41	83		3
To Par	0	1	2	0	0	1	1	0	1	6	1	1	0	0	2	0	0	0	1	5	11		
Krempf/Morrall	4	4	5	3	4	4	4	5	5	38	5	4	5	4	4	4	4	4	5	39	77	7	
To Par	0	0	0	0	0	1	0	1	0	2	1	1	1	-1	0	-1	0	1	1	3	5		
Moran/Dwyer	5	5	6	2	4	3	5	5	4	39	4	4	4	5	5	5	4	4	4	39	78		6
To Par	1	1	1	-1	0	0	1	1	-1	3	0	1	0	0	1	0	0	1	0	3	6		
McCann/Hardiman	6	4	4	3	4	3	5	4	5	38	5	3	5	6	5	5	4	4	4	41	79	4	
To Par	2	0	-1	0	0	0	1	0	0	2	1	0	1	1	1	0	0	1	0	5	7		
Reed/Preede	5	5	5	5	4	4	4	4	5	41	4	3	4	5	4	5	5	3	5	38	79		1
To Par	1	1	0	2	0	1	0	0	0	5	0	0	0	0	0	0	1	0	1	2	7		
St.Laurent/Dinora	5	4	5	3	4	4	4	4	4	37	4	3	5	5	4	5	5	3	5	39	76	3	
To Par	1	0	0	0	0	1	0	0	-1	1	0	0	1	0	0	0	1	0	1	3	4		

2017 MATCH DETAILS - DAY 3

Round 3: Long Bay																					Holes Won		
Hole	1	2	3	4	5	6	7	8	9	Front	10	11	12	13	14	15	16	17	18	Back	Total	Hack	School
Par	4	5	4	4	3	4	5	3	4	36	4	5	4	3	4	5	4	3	4	36	72	24	21
Reed/Kelleher	5	6	4	5	3	3	5	3	5	39	4	4	5	3	4	5	5	4	4	38	77		5
To Par	1	1	0	1	0	-1	0	0	1	3	0	-1	1	0	0	0	1	1	0	1	4		
St.Laurent/McCarthy	5	6	4	4	2	4	6	3	6	40	4	6	5	3	5	4	5	3	4	39	79	4	
To Par	1	1	0	0	-1	0	1	0	2	0	0	1	1	0	1	-1	1	0	0	4	4		
Preede/Sacks	6	6	5	5	3	4	5	3	4	41	4	5	6	5	5	5	5	2	6	43	84		3
To Par	2	1	1	1	0	0	0	0	0	5	0	0	2	2	1	0	1	-1	2	2	7		
Hardiman/Krempf	4	5	6	4	3	4	7	2	4	39	3	5	4	5	4	5	5	3	4	38	77	8	
To Par	0	0	2	0	0	0	2	-1	0	4	-1	0	0	2	0	0	1	0	0	3	7		
Evans/Dwyer	6	5	5	5	4	4	5	2	4	40	4	4	4	4	5	5	5	3	4	38	78		7
To Par	2	0	1	1	1	0	0	-1	0	5	0	-1	0	1	1	0	1	0	0	2	7		
McCann/Dinora	4	6	4	4	4	5	6	3	3	39	5	5	4	3	5	5	4	4	4	39	78	6	
To Par	0	1	0	0	1	1	1	0	-1	4	1	0	0	0	1	0	0	1	0	3	7		
Monaghan/Moran	4	6	5	4	4	4	5	3	4	39	4	6	4	3	5	6	5	4	4	41	80		6
To Par	0	1	1	0	1	0	0	0	0	3	0	1	0	0	1	1	1	1	0	1	4		
Rusciolelli/Morrall	4	5	4	5	4	3	5	3	3	36	5	7	5	4	5	6	4	3	5	44	80	6	
To Par	0	0	0	1	1	-1	0	0	-1	0	1	2	1	1	1	1	0	0	1	4	4		



2017 MATCH DETAILS - DAY 4

Round 4: Grande Dunes																						Holes Won	
Hole	1	2	3	4	5	6	7	8	9	Front	10	11	12	13	14	15	16	17	18	Back	Total	Hack	School
	4	3	4	5	4	4	5	3	4	36	4	3	4	5	3	4	4	5	4	36	72	27	18
Par	4	3	4	5	4	4	5	3	4	36	4	3	4	5	3	4	4	5	4	36	72		
Monaghan/Sacks	4	4	5	6	4	4	6	3	5	41	6	3	4	5	4	3	4	6	5	40	81		4
To Par	0	1	1	1	0	0	1	0	1	3	2	0	0	0	1	-1	0	1	1	1	4		
McCann/McCarthy	6	4	4	5	4	5	5	3	4	40	5	3	3	5	3	4	5	5	5	38	78	8	
To Par	2	1	0	0	0	1	0	0	0	0	1	0	-1	0	0	0	1	0	1	4	4		
Preede/Moran	5	3	5	4	5	4	5	4	4	39	4	4	4	7	3	6	5	5	5	43	82		5
To Par	1	0	1	-1	1	0	0	1	0	5	0	1	0	2	0	2	1	0	1	2	7		
Krempf/Morrall	4	4	4	4	5	4	5	3	4	37	5	3	5	6	4	5	5	6	4	43	80	7	
To Par	0	1	0	-1	1	0	0	0	0	4	1	0	1	1	1	1	1	1	0	3	7		
Evans/Kelleher	5	3	4	4	5	4	5	4	5	39	5	3	5	5	3	5	4	6	4	40	79		8
To Par	1	0	0	-1	1	0	0	1	1	3	1	0	1	0	0	1	0	1	0	4	7		
Hardiman/Dinora	5	3	5	5	4	5	6	3	6	42	5	2	5	6	4	5	5	5	4	41	83	4	
To Par	1	0	1	0	0	1	1	0	2	4	1	-1	1	1	1	1	1	0	0	3	7		
Reed/Dwyer	5	3	5	5	5	4	5	3	4	39	3	3	5	6	3	5	4	7	4	40	79		1
To Par	1	0	1	0	1	0	0	0	0	3	-1	0	1	1	0	1	0	2	0	1	4		
Rusciolelli/St. Laurent	4	3	4	4	3	4	6	3	4	35	3	3	3	5	2	5	4	6	4	35	70	8	
To Par	0	0	0	-1	-1	0	1	0	0	0	-1	0	-1	0	-1	1	0	1	0	4	4		

MISCELLANEOUS 2017 STATISTICS

Annual Scoring Data

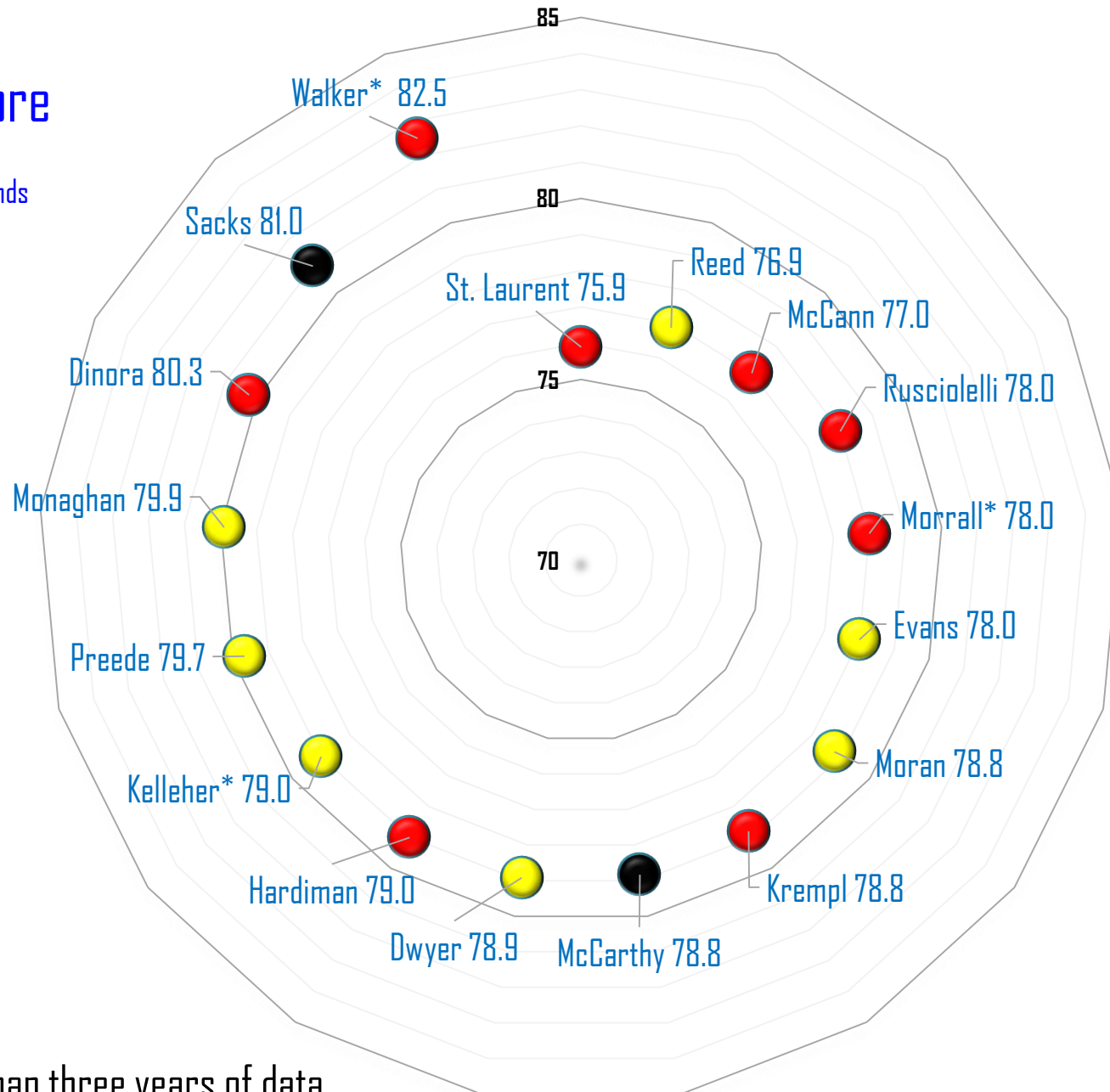
Day	Course	Avg 2017 Score	Low 2017 Score	Rush 'N'	Old School
Day 1	River Hills	79.5	73 - Saint / Morrall	77.5	81.5
Day 2	Myrtlewood-Pine Hills	79.6	76 - Saint / Dinora	78.5	80.8
Day 3	Long Bay	79.1	77 - Hardiman/Krempl and Reed/Kelleher	78.5	79.8
Day 4	Grande Dunes	79.0	70 - Saint / Rusciolelli (Hybrid)	77.8	80.3
Overall		79.3	70 - Saint / Rusciolelli (Hybrid)	78.1	80.6

Category	Trend	2013	2014	2015	2016	2017
Average Round Score		78.9	79.2	79.1	77.8	79.3
Low Round (Doubles)		71	72	72	70	70

AVERAGE DOUBLES SCORE - LAST THREE YEARS

Doubles Score

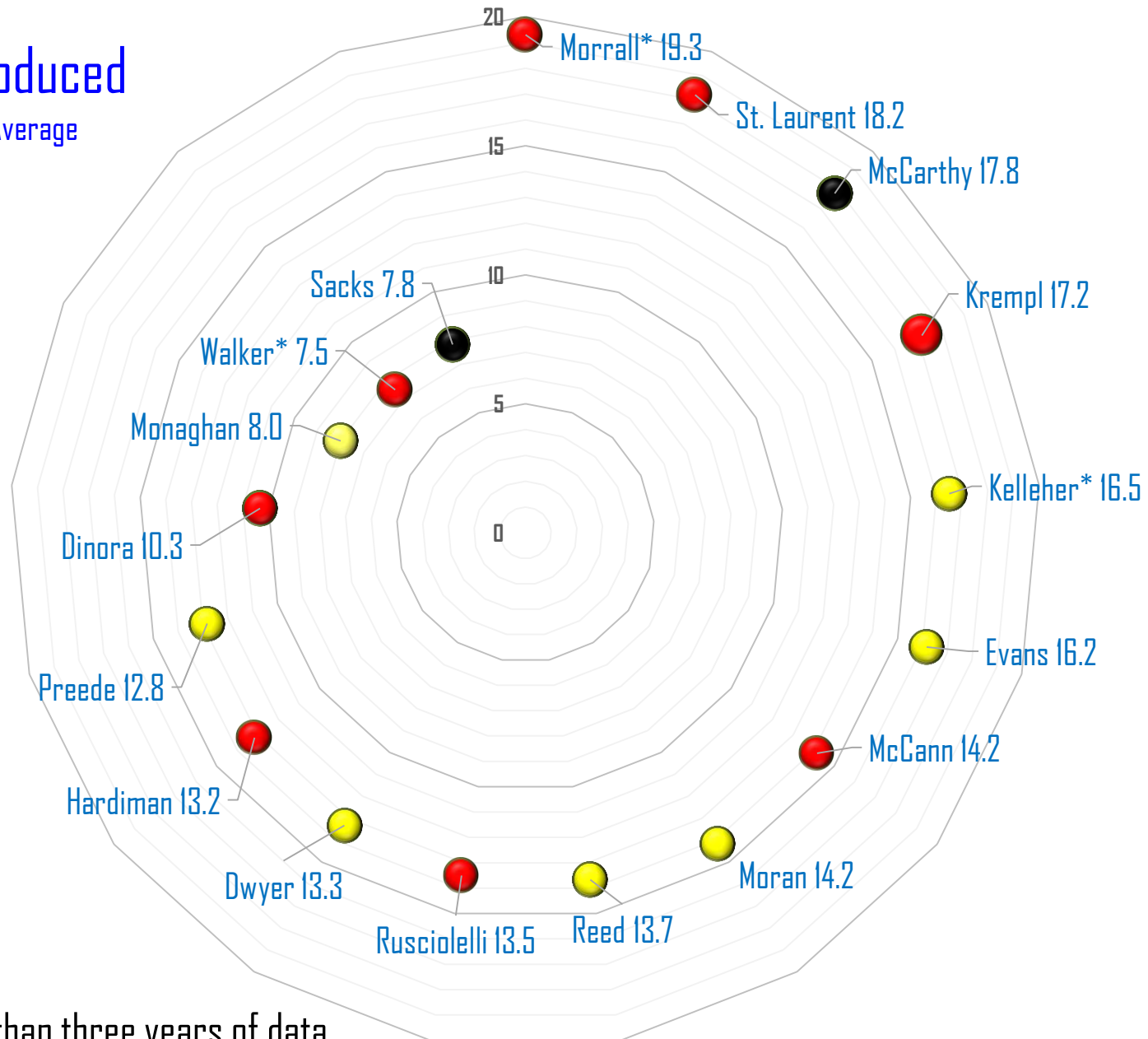
3-Year Average
Raw Score/# of Rounds



*Indicates less than three years of data

POINTS PRODUCED - LAST THREE YEARS

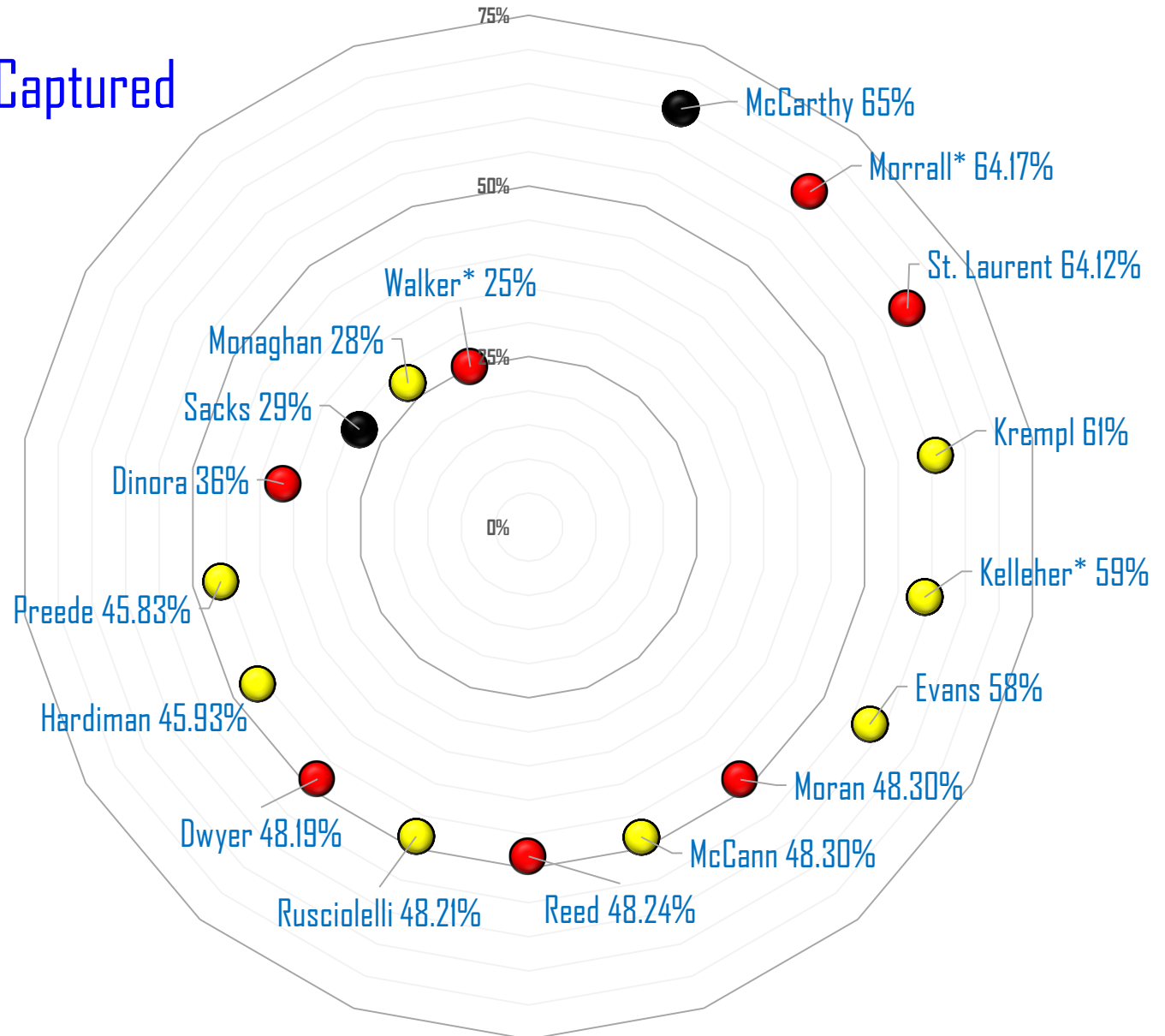
Points Produced
Three Year Average



*Indicates less than three years of data

% OF AVAILABLE POINTS CAPTURED- LAST THREE YEARS

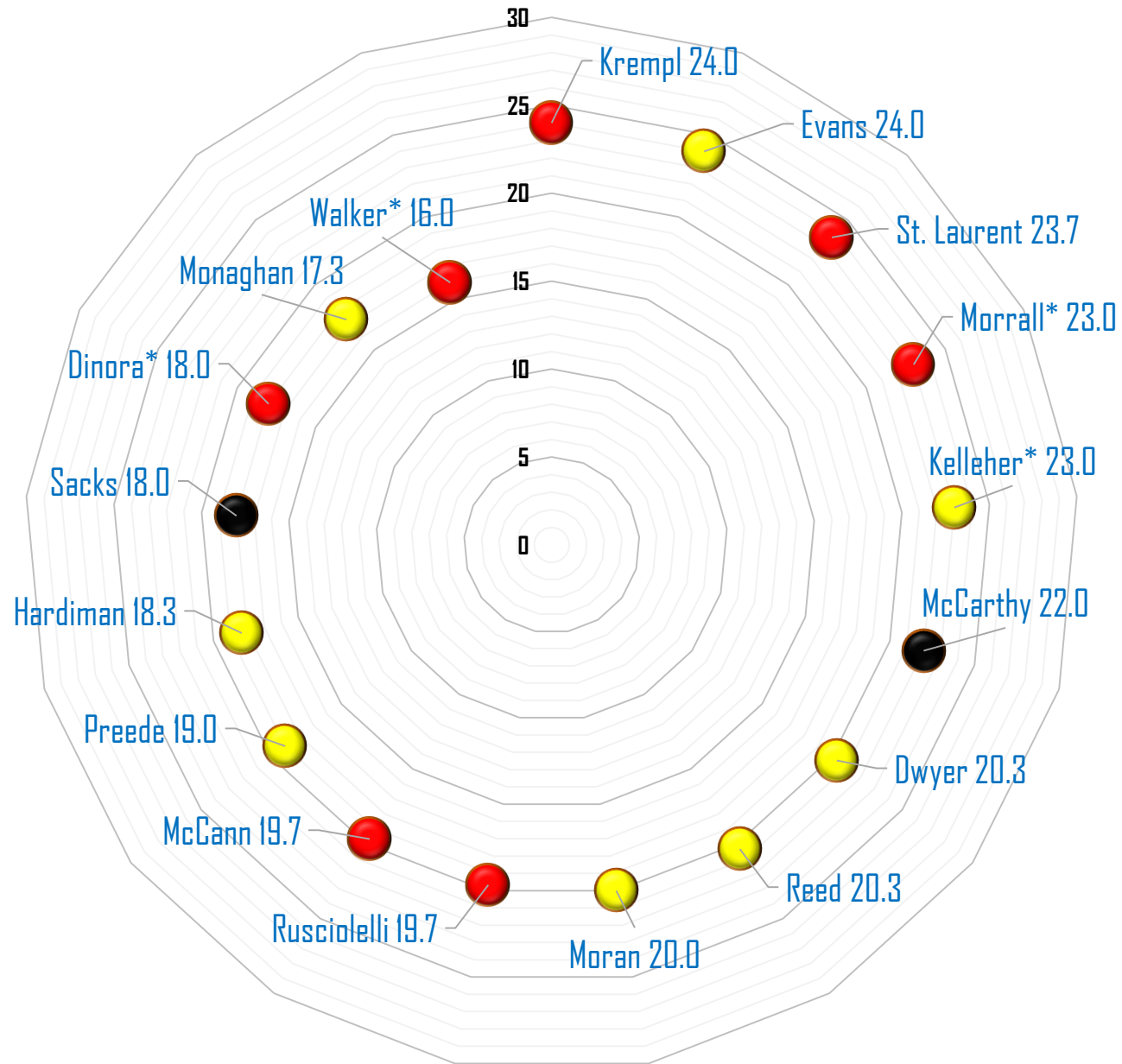
% of Available Points Captured Last Three Years



*Indicates less than three years of data

HOLES WON PER EVENT – LAST THREE YEARS

Holes Won
3-Year Average



*Indicates less than three years of data



SIDE BETS

5

SIDE BETS

RULES	PRIZE	KICK-IN
<p>Closest to the Pin</p> <ul style="list-style-type: none"> • Played twice per round for a total of eight chances. • Player gets one shot at closest to the pin – shotgun mulligans can be taken on the hole but cannot count towards the closest to the pin competition. • Ball must be on the putting surface to qualify. • Player with closest shot after all competitors have finished wins the prize. 	<p>\$35 per hole</p> <p>\$280 Total</p>	
<p>Long Drive</p> <ul style="list-style-type: none"> • Played once per round • Drive must land in the fairway • Player gets one shot at long drive – shotgun mulligans can be taken on the hole but cannot count towards the longest drive • Player with farthest drive after all competitors have finished the hole wins the prize. • Player must hit from designated tee box (front tees must fall back to play) 	<p>\$35 per hole</p> <p>\$140 Total</p>	<p>\$30 per person</p>
<p>Point Poker</p> <p>One card will be added to your hand for each of the following activities:</p> <ul style="list-style-type: none"> • Average points produced each day (total points by player divided by # of rounds) • Playing group has lowest number of mulligans used (both players get credit) • Playing group cards a birdie (both players get credit) • Playing group cards an eagle (both players get credit) • Playing group with the day's low round (both players get credit) • Playing group sweeps match (both players get credit) • Card by Acclimation • Minimum number of cards is 5 and the maximum is 15 <p>Best five card poker hand wins the pot. In case of a tie, the remaining players will decide to split the pot or determine winner in another method.</p>	<p>\$60</p>	<p>\$480 Total Pot</p>

Daily Side Bet History

CLOSEST TO THE PIN

- FIRST TEE SHOT MUST BE ON GREEN TO QUALIFY (NO MULLIGANS)
- FAILURE TO HAVE QUALIFIED WINNER ROLLS TO NEXT
- RECORD: ALAN EVANS (1 FOOT, 8 INCHES)

Player	2011	2012	2013	2014	2015	2016	2017	Total
Evans		3	1	3		2		9
Reed		1		1	2	1	2	7
Hardiman	1	1	1		1		3	7
Dinora		1	2	1			1	5
St. Laurent			1	1	1			3
McCarthy	1		1			1		3
McCann			1	1		1		3
Monaghan					1	1	1	3
Dwyer					2			2
Rush		1			1			2
Preede						2		2
Krempf					1		1	2
Wood		1						1
Gruner			1					1
Marsh				1				1
Morrall						1		1
Moran	1							1
17 of 20 participants (81%) have won at least once Participants yet to win: Kelleher, Sacks, Walker								53

LONGEST DRIVE

- TEE SHOT MUST BE IN FAIRWAY TO QUALIFY
- FAILURE TO HAVE QUALIFIED WINNER ROLLS TO NEXT
- MOST WINS – BRIAN REED AND PAUL ST. LAURENT (4)

Player	2011	2012	2013	2014	2015	2016	2017	Total
Reed			1	1	2			4
St. Laurent				1	2		1	4
McCann				1		1	1	3
Krempf						2	1	3
Preede	1	N/A						1
Moran				1				1
Monaghan							1	1
Morrall						1		1
Dinora			1					1
								19

DAY 1: ARROWHEAD

Closest to the Pin - Hole

Long Drive - Hole

Closest to the Pin - Hole

TO BE DETERMINED

\$35

\$35

\$35

DAY 2: ARCADIAN SHORES

Closest to the Pin – Hole 2

< 2 P3 GPS LIST


Back Edge
168

Green Center
148

L Bunker
135

Front Edge
128

Water Carry
128



\$35

Long Drive – Hole 11

< 11 P4 GPS LIST

Green Center
357

Front Edge
341


R Bunkers
332

L Bunker
330

Water Carry
159

57

300



\$35

Closest to the Pin – Hole 17

< 17 P3 GPS LIST

Back Edge
153

R Bunker
146


L Bunker
144

Green Center
138

Front Edge
123

Water Carry
117

138



\$35

DAY 3: PRESTWICK

Closest to the Pin – Hole 5

< 5 P3 GPS LIST


Back Edge
152

R Bnkrs Carry
136

Green Center
135

R Bunkers
121

Front Edge
118



\$35

Long Drive – Hole 12

< 12 P5 GPS LIST

Back Edge
516


Back Bunker
503

Green Center
499

L Bunker Carry
487

Front Edge
481

L Bunker
473



\$35

Closest to the Pin – Hole 13

< 13 P3 GPS LIST

Back Edge
148

Back Bunker
143

Green Center
135

Front Edge
122

Water Carry
113



\$35

DAY 4: CALEDONIA

Closest to the Pin – Hole 6

< **6** P3 **GPS** LIST


Back Edge
145

Back Bunker
138

Green Center
120

L Bunker
106

Front Edge
95



\$35

Long Drive – Hole 10

< **10** P5 **GPS** LIST

Green Center
501


~~404~~

R Bunker Carry
466

R Bunker
302

L Bunker Carry
293

L Bunker
261



\$35

Closest to the Pin – Hole 17

< **17** P3 **GPS** LIST


Back Edge
148

Green Center
132

L Bunker Carry
121

Front Edge
116

Ctr Bnkr Carry
112



\$35



SIDE BET - POINT POKER

- CARDS PROVIDED FOR ELIGIBLE ACTIVITIES
- CARDS DEALT ON TUESDAY NIGHT (MINIMUM/3, MAX/15 CARDS PER PERSON)
- BEST FIVE CARD POKER HAND WINS - WINNER CLAIMS \$60

ELIGIBLE ACTIVITIES	CARDS AWARDED FOR ACTIVITY	MAXIMUM CARDS AVAILABLE TO PLAYER IN DAY/WEEK
BIRDIE	1	No limit
EAGLE	1	No limit
LOW ROUND OF DAY	1	1 / 4
CARD BY ACCLIMATION*	1	No more than 2
SWEEP YOUR MATCH	1	1 / 4
ALL POINTS WON DIVIDED BY # OF ROUNDS	N/A	N/A / 7
FEWEST MULLIGANS USED	1	No limit

*Cards can be awarded by a the group for “noteworthy actions”. Such actions may include (but not limited to):

- Sing karaoke
- Experience a devastating burn man defeat
- Public nudity
- Extreme stupidity leading to general hilarity

\$60

Cards:



OTHER INFORMATION

5

THINGS YOU NEED TO KNOW

TOURNAMENT SCHEDULE AND LOCATIONS

HOUSE ADDRESS: 510 SOUTH OCEAN BOULEVARD, SURFSIDE BEACH 29582

DAY	COURSE	FIRST TEE TIME	COURSE ADDRESS	MIN. TO COURSE
SATURDAY	Arrowhead	12:54 PM	1201 Burcale Rd, Myrtle Beach, SC 29579	30
SUNDAY	Arcadian Shores	9:21 AM	710 Hilton Road, Myrtle Beach, SC 29572	40
MONDAY	Prestwick	9:29 AM	1001 Links Rd, Myrtle Beach, SC 29575	15
TUESDAY	Caledonia	9:30 AM	369 Caledonia Dr, Pawleys Island, SC 29585	35

- All courses have a driving range

MAKE SURE TO PUT DOWN A **SCORE** AND **MULLIGANS USED** FOR EACH HOLE AND TURN IN YOUR SCORE CARDS TO YOUR TEAM CAPTAIN AFTER EACH ROUND

DAILY DEPARTURE TIMES

COURSE	VAN DEPARTURE	ARRIVAL AT COURSE	FIRST TEE TIME	MINUTES BEFORE 1ST TEE TIME
Arrowhead	11:15	11:45	12:54 PM	1 Hr 9 Minutes
Arcadian Shores	7:30	8:15	9:21 AM	66 Minutes
Prestwick	8:15	8:30	9:29 AM	59 Minutes
Caledonia	7:45	8:30	9:30 AM	60 Minutes

EACH TEAM WILL HAVE THEIR OWN VAN -
VANS WILL DEPART WHEN THE FULL TEAM IS ON BOARD

GOLF COURSE HISTORY

Course	Lowest Doubles Score	Yards (white)	Par	Slope	2006	2007	2008	2009	2010	2011	2012	2013	2014	2015	2016	2017	2018	Times Played
River Hills	73	6,401	72	133												Day 1		1
TPC - Myrtle	73	6,193	72	132									Day 4					1
Parkland	75	6,099	72	131							Day 2							1
Heritage Club	73	6,237	71	131					Day 1	Day 1	Day 4	Day 3						4
Long Bay	76	6,209	72	131												Day 3		1
Myrtlewood-Palmetto	72	6,516	72	130										Day 2				1
Wachesaw East	N/A	6,297	72	130			Day 3		Day 2									2
Caledonia	N/A	5,710	70	129													Day 4	1
Willbrook	75	6,348	72	129									Day 1					1
World Tour Links	70	5,826	72	129											Day 2			1
Founders Club	73	6,394	72	129											Day 3			1
Grande Dunes	70	6,272	72	128												Day 4		1
Burning Ridge East	78	6,216	72	128											Day 1			1
Prestwick	71	6,137	72	127	Day 2			Day 3	Day 3	Day 3		Day 4					Day 3	6
Heathland	71	6,355	71	127							Day 3	Day 2						2
Arcadian Shores	N/A	6,055	72	125													Day 2	1
Myrtlewood-Pine Hills	76	6,112	72	125												Day 2		1
Arrowhead	69	6,242	72	125						Day 2							Day 1	2
Kings North	72	6,024	72	125									Day 3		Day 4			2
Litchfield	76	6,292	72	124									Day 2					1
International Club	N/A	6,267	72	123		Day 1												1
Pawley Plantation	74	6,127	72	122									Day 4	Day 3				2
Eagles Nest	N/A	5,927	71	122											P	P		2
The Wizard	74	6,138	71	121								Day 1						1
Heron Point	N/A	6,080	72	121		Day 2												1
The Witch	N/A	6,259	71	121				Day 2										1
Island Green	N/A	6,037	72	120					P	P								2
River Oaks	N/A	5,759	72	119	Day 3								P					2
Wild Wing Avocet	75	6,226	72	118										Day 1				1
Blackmoor	N/A	6,217	72	118			Day 1	Day 1										2
Wicked Stick	76	6,080	72	117	Day 1	Day 3	Day 2	P	P		Day 1		P	P				8

WEATHER HISTORY

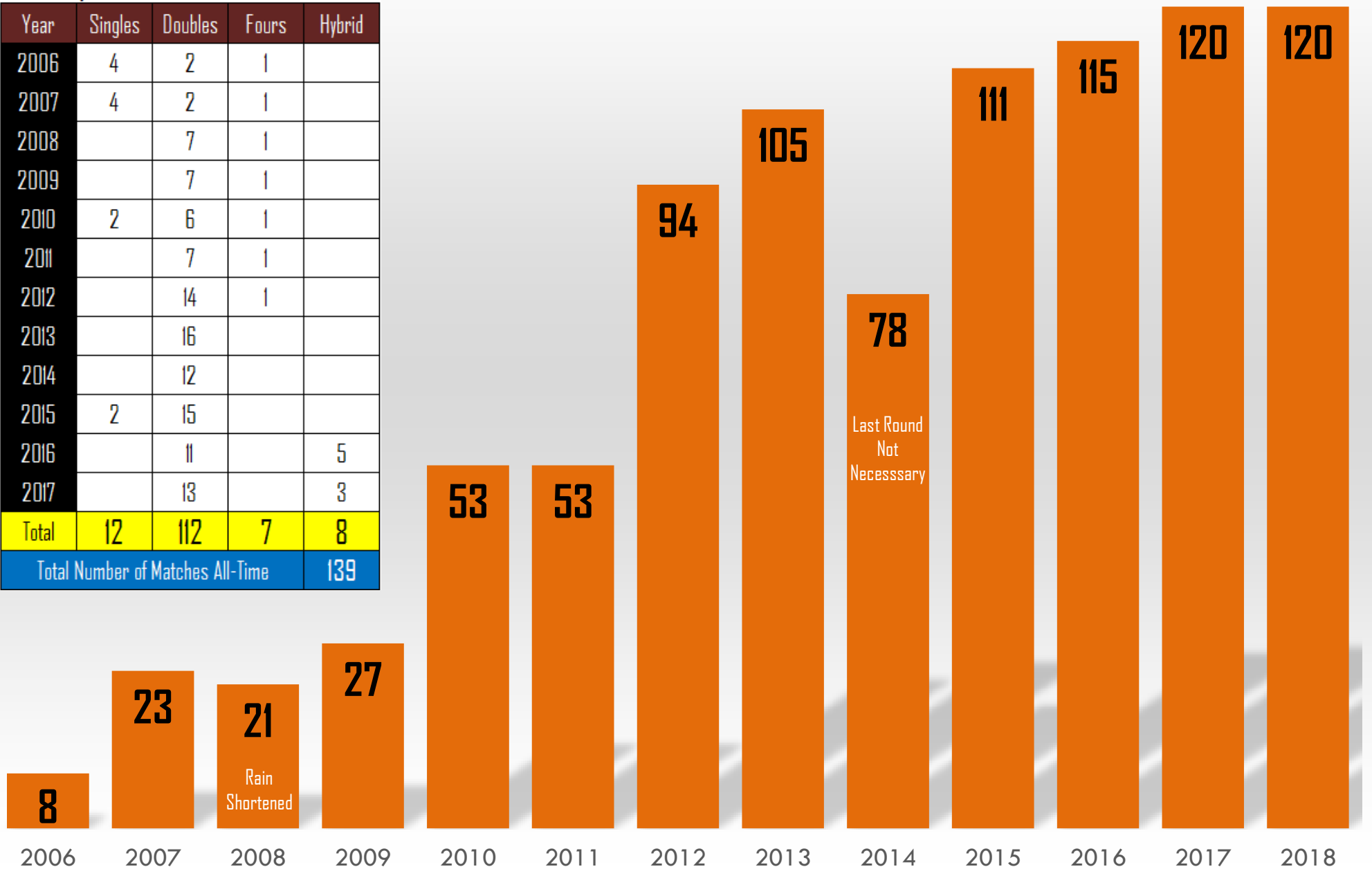
EVENT DAY	Average	2006	2007	2008	2009	2010	2011	2012	2013	2014	2015	2016	2017
		2/22-25	2/23-26	3/6-9	3/21-24	3/11-14	3/19-22	3/17-20	3/9-12	3/29-4/1	3/21-24	4/9-12	3/18-21
DAY 1	67°	61°	73°	66°	57°	63°	75°	79°	61°	65°	60°	73°	60°
DAY 2	66°	64°	73°	66°	59°	72°	64°	70°	59°	66°	62°	69°	69°
DAY 3	67°	61°	81°	59°	68°	70°	73°	72°	66°	61°	60°	68°	61°
DAY 4	67°	50°	82°	54°	57°	61°	84°	75°	70°	73°	64°	68°	59°
AVERAGE	67°	59°	77°	61°	60°	67°	74°	74°	64°	66°	61°	70°	62°

RAIN CANCELLED OR DELAYED PART OR ALL OF A GOLF ROUND

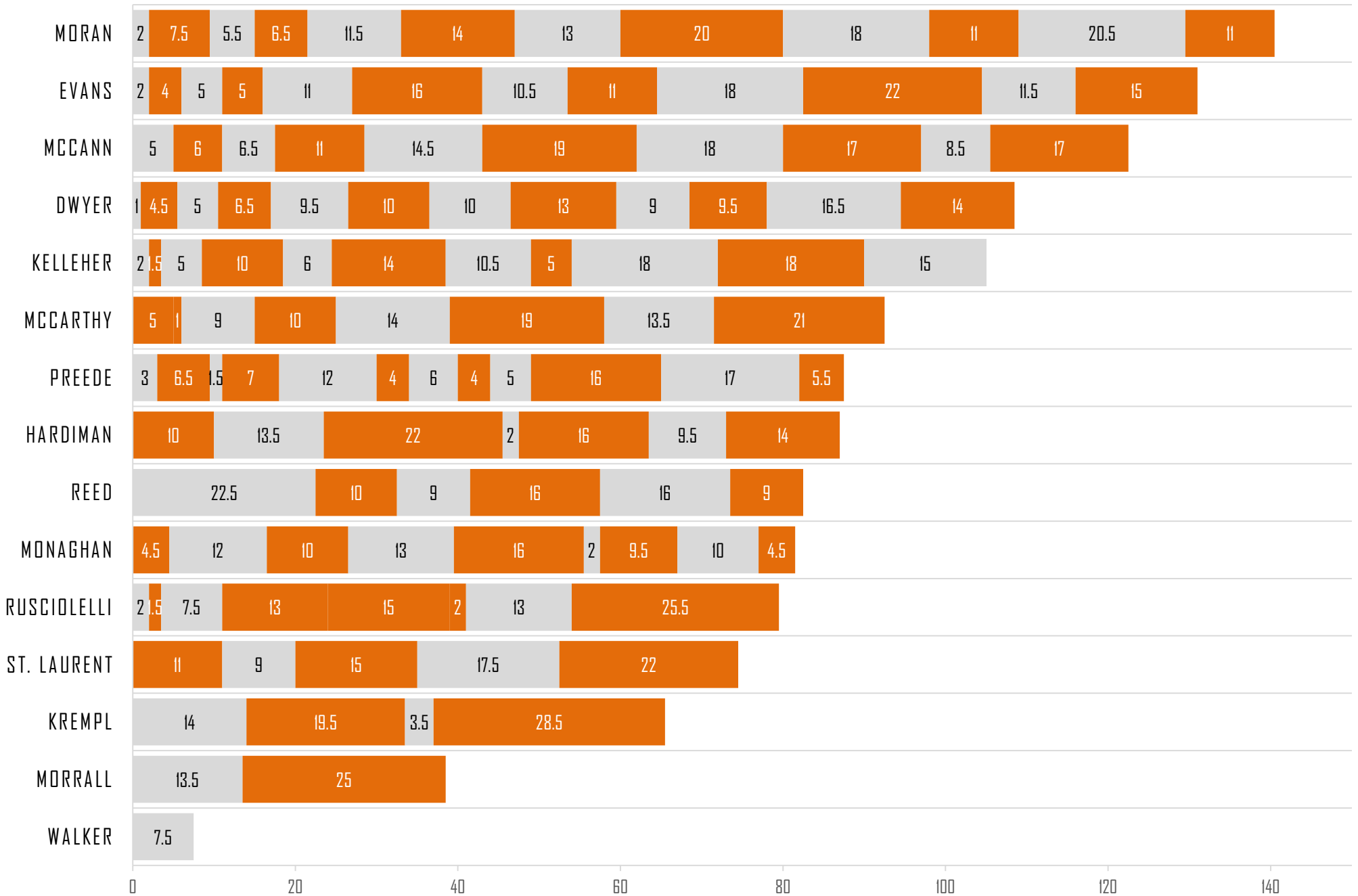
Total Points Available by Year

Mayhem Match Formats

Year	Singles	Doubles	Fours	Hybrid
2006	4	2	1	
2007	4	2	1	
2008		7	1	
2009		7	1	
2010	2	6	1	
2011		7	1	
2012		14	1	
2013		16		
2014		12		
2015	2	15		
2016		11		5
2017		13		3
Total	12	112	7	8
Total Number of Matches All-Time				139



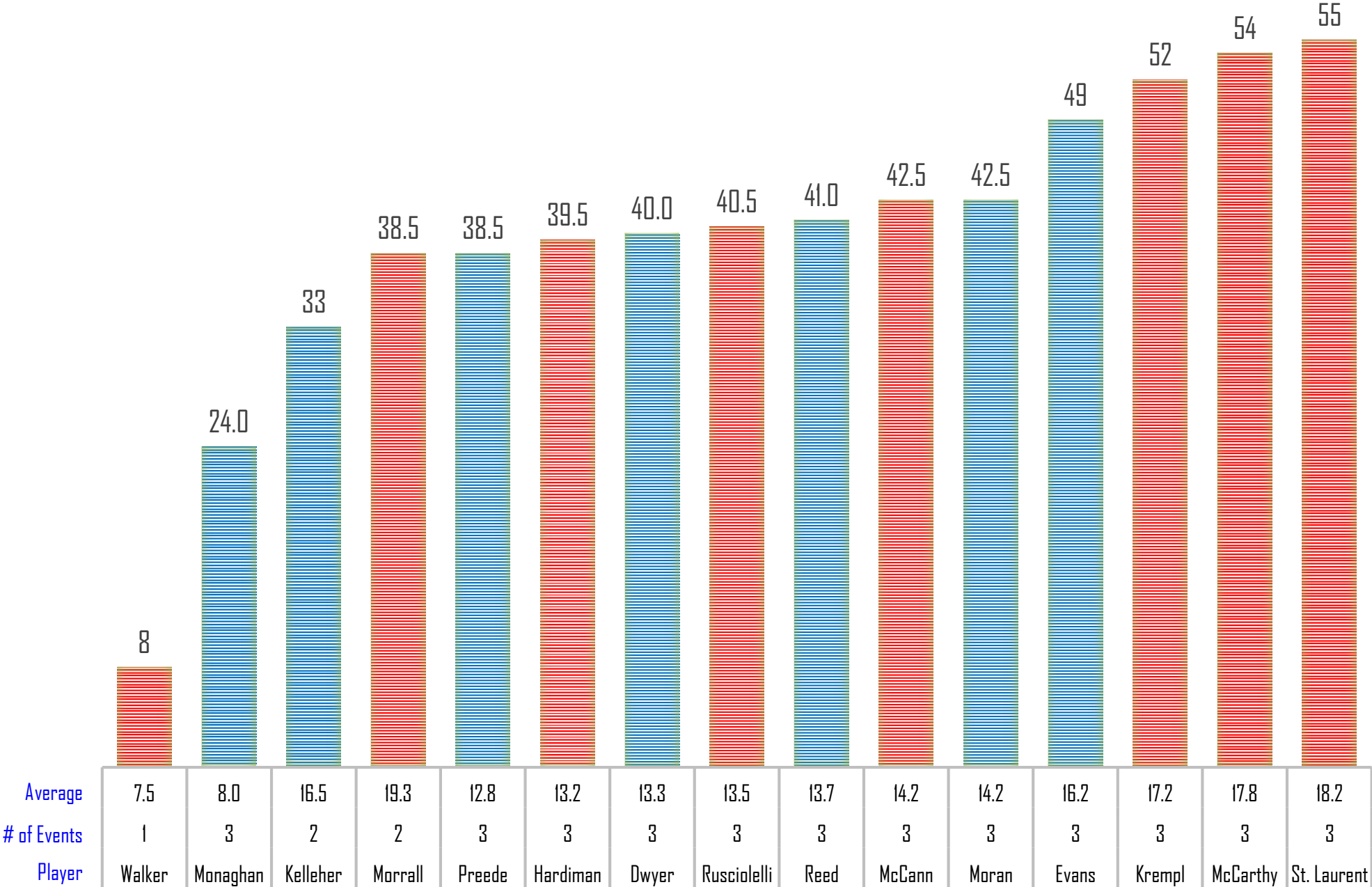
EVENT POINTS COMPILED



TOTAL POINTS PRODUCED - ALL TIME



TOTAL POINTS PRODUCED - LAST THREE YEARS

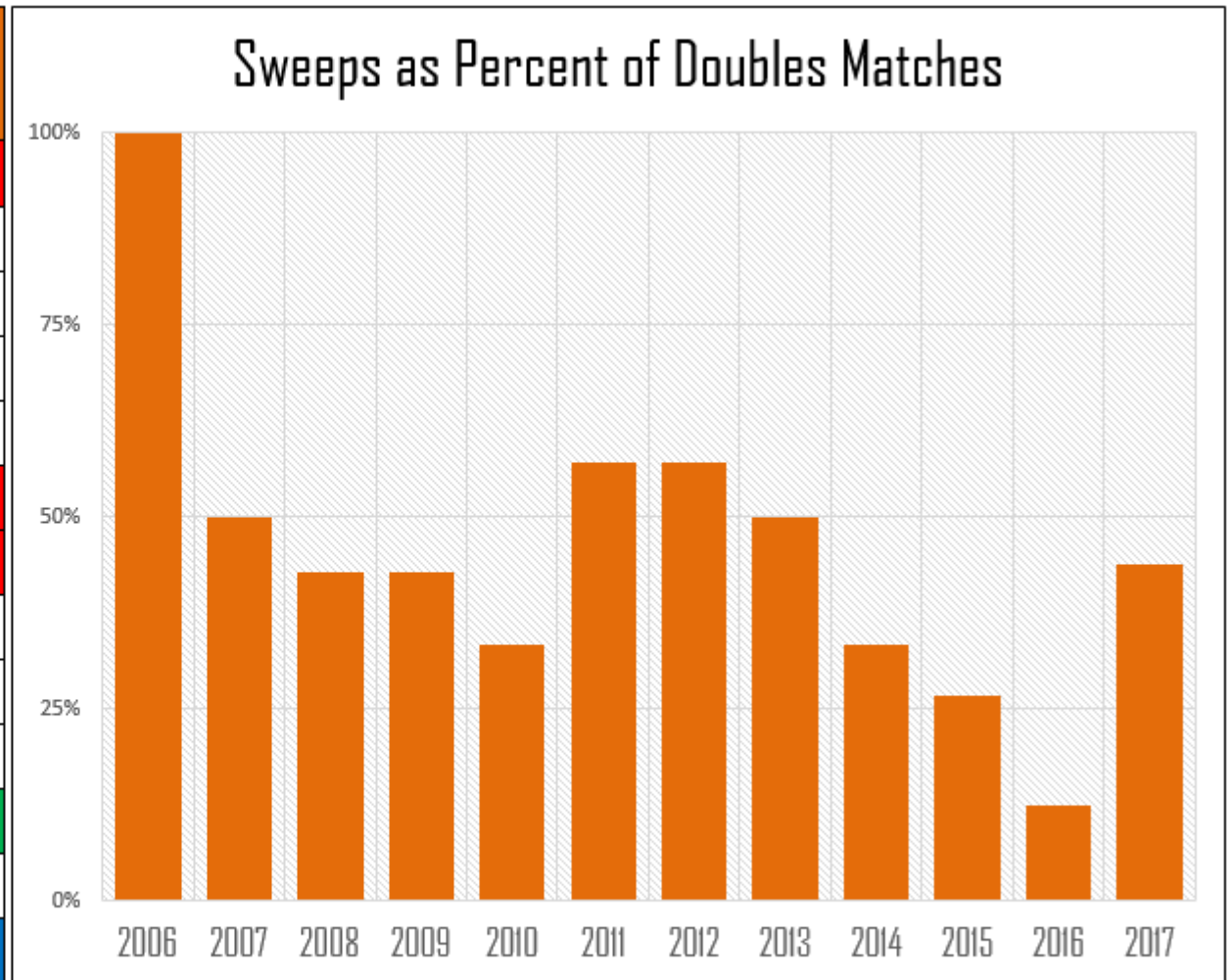


Available Points Obtained (All Time)

Player	Total		% of Points Captured	High	Low	Swing
	Possible	Actual				
MORRALL	60.0	38.5	64.2%	83%	45%	38%
KREMPLE	104.0	65.5	63.0%	95.0%	12%	83%
MORAN	235.0	140.5	59.8%	90%	37%	53%
ST. LAURENT	129.0	74.5	57.8%	73%	44%	29%
EVANS	232.0	131.0	56.5%	86%	36%	50%
MCCANN	223.0	122.5	54.9%	94.7%	28%	67%
REED	158.0	82.5	52.2%	80%	30%	50%
KELLEHER	202.0	105.0	52.0%	86%	14%	72%
MCCARTHY	182.0	92.5	50.8%	78%	5%	73%
RUSCIOLELLI	187.0	90.5	48.4%	85%	8%	77%
HARDIMAN	181.0	87.0	48.1%	79%	11%	68%
DWYER	229.0	108.5	47.4%	63%	25%	38%
DINDRA	158.0	72.5	45.9%	69%	24%	45%
MONAGHAN	208.0	81.5	39.2%	67%	10%	57%
PREEDE	228.0	87.5	38.4%	75%	15%	60%
SACKS	230.0	87.5	38.0%	68%	7%	61%
WALKER	30.0	7.5	25.0%	25%	25%	0%

SWEEP DATA

Year	Sweeps	Doubles Matches	% of Total
2006	2	2	100%
2007	1	2	50%
2008	3	7	43%
2009	3	7	43%
2010	2	6	33%
2011	4	7	57%
2012	8	14	57%
2013	8	16	50%
2014	4	12	33%
2015	4	15	27%
2016	2	16	13%
2017	7	16	44%
Total	48	120	40%



*includes all doubles formats (including hybrids)

Doubles Play Results

Players	# of Rounds	2006	2007	2008	2009	2010	2011	2012	2013	2014	2015	2016	2017	Total	Winning %	
R. Moran	32	1-0	0-1	1-0-1	2-0	0-1	2-1	2-2	3-1	3-0	1-0-2	3-0-1	1-2-1	19-8-5	21.5	67.2%
St. Laurent	18								2-2	1-1-1	2-1	3-0-1	3-1	11-5-2	12.0	66.7%
Krempl	15									2-1	3-0-1	0-3-1	4-0	9-4-2	10.0	66.7%
Morrall	8											1-2-1	3-0-1	4-2-2	5.0	62.5%
Evans	34	0-1	1-0	1-1	1-1-1	2-1	1-1	1-2	2-2	3-0	4-0	1-1-2	2-2	19-12-3	20.5	60.3%
Marsh	16	1-0	1-0	1-0-1	1-1	1-2		4-0		0-3				9-6-1	9.5	59.4%
Kelleher	28	1-0	0-1	1-1	2-0	1-1	1-1	1-2	1-3	3-0	3-1		2-2	16-12-0	16.0	57.1%
Markell	14			2-1				3-1	3-1	0-3				8-6-0	8.0	57.1%
McCann	30			0-0-2	0-2	1-1	2-0	1-1-1	2-2	3-0	3-1	1-2-1	2-2	15-11-4	17.0	56.7%
McCarthy	28				1-1-1		0-2	1-3	1-3	2-0-1	4-0	1-1-2	3-1	13-11-4	15.0	53.6%
W. Moran	3			1-1-1										1-1-1	1.5	50.0%
Wood	5					1-1		1-1-1						2-2-1	2.5	50.0%
Dwyer	33	1-0	0-1	1-1	2-0	0-1	1-2	2-2	2-2	1-2	1-2-1	2-1-1	2-2	15-16-2	16.0	48.5%
Rusciolelli	29			1-2	0-2-1	1-0	2-1	2-2	2-2		0-3	1-1-2	3-0-1	12-13-4	14.0	48.3%
Dinora	22							2-1	3-1	1-2	0-3-1	1-2-1	2-2	9-11-2	10.0	45.5%
Hardiman	24						0-2	1-1-1	3-1	0-3	1-1-2	1-1-2	2-2	8-11-5	10.5	43.8%
Reed	21							3-0	1-2-1	1-1-1	1-2	1-1-2	1-3	8-9-4	9.0	42.9%
Walker	4											1-2-1		1-2-1	1.5	37.5%
Preede	35	0-1	1-0	0-2-1	1-1	2-1	1-1	1-3	0-3-1	1-2	2-2	2-0-2	0-4	11-20-4	13.0	37.1%
Gruner	14	0-1	1-0	1-0-1	0-2	0-2	1-1		1-2-1					4-8-2	5.0	35.7%
Sacks	31	0-1	0-1	0-1-1	1-1	1-0	1-1	0-2-1	2-1-1	1-1-1	1-3	1-1-2	0-4	8-17-6	11.0	35.5%
Monaghan	32				1-1-1	2-1	2-1	1-3	2-2	0-3	0-3-1	0-2-2	0-3-1	8-19-5	10.5	32.8%
Phillips	4										0-4			0-4	0.0	0.0%

Doubles Combination Results (Records)

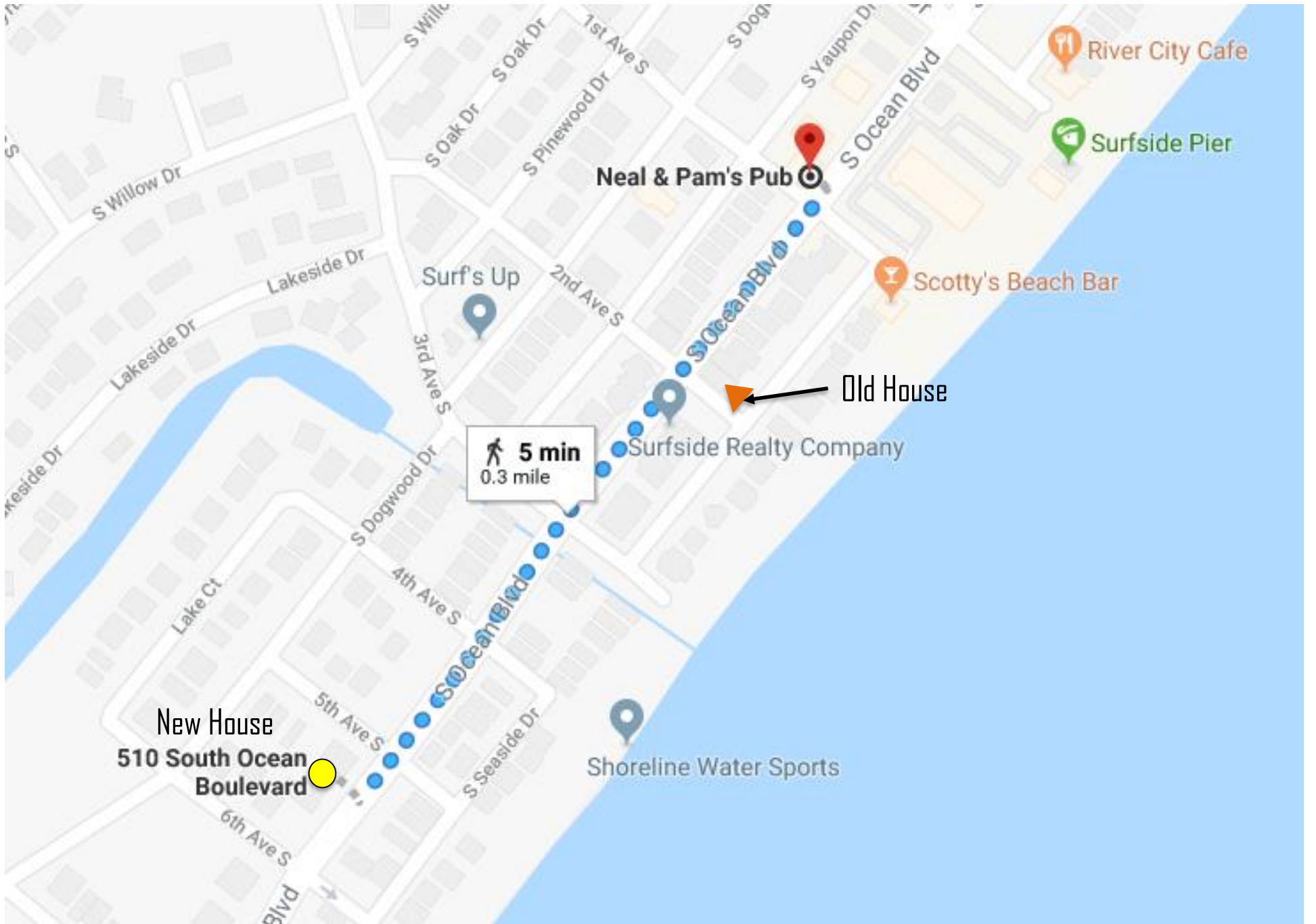
Win

Loss

Tie

Player 1	Player 2	2006	2007	2008	2009	2010	2011	2012	2013	2014	2015	2016	2017	# of Rounds	Win	Loss	Tie
Kelleher	Evans			1-0	1-0	1-0	1-0	1-1	1-1	1-0	1-0		1-1	12	9	3	0
Moran	Dwyer	1-0			2-0		1-1	0-1	1-0	1-0	0-0-1		1-0	10	7	2	1
Monaghan	Preede					2-1	1-1	0-2	0-1		0-1			9	3	6	0
McCann	McCarthy							0-1	0-1	1-0	2-0		1-0	6	4	2	0
Dinora	Hardiman								2-0	0-1	0-1-1		0-1	6	2	3	1
Moran	Evans					0-1			1-0	1-0		0-0-1	0-1	5	2	2	1

Minimum five rounds as a team



Neal & Pam's Pub

River City Cafe

Surfside Pier

Surf's Up

Scotty's Beach Bar

Old House

5 min
0.3 mile

Surfside Realty Company

New House

510 South Ocean Boulevard

Shoreline Water Sports

SEA DREAMS

510 SOUTH OCEAN BOULEVARD, SURFSIDE BEACH 29582

5,000
Square Feet

28
Sleeps

10
Bedrooms

6
Baths

Pool, Hot Tub
& Foosball

ADD TO FAVORITES

PRINT PROPERTY

3
Large Decks

3
Kitchens

3
Washer/Dryers

3
Living Areas

Parking for
8 Cars



Floor	Baths	Bedroom	K	Q	S
1	1	1		2	
		2		2	
	1	3			2
		4	1		
2	1	5		2	
		6		2	
	1	7			2
		8	1		
3	1	9	1		
	1	10	1		
Total	6	10	4	8	4



So many places to smoke!

Pool to jump in!



Many places to relax





Foosball spinning!



MYRTLE MAYHEM DAILY SCORING SHEET

DAILY POINTS AVAILABLE	DAY 1	DAY 2	DAY 3	DAY 4	TOTAL
		28	28	28	36

60.5 Points Needed to Win

	<div style="border: 1px solid gray; border-radius: 15px; width: 100%; height: 100%; background-color: #e0e0e0;"></div>	<div style="border: 1px solid gray; border-radius: 15px; width: 100%; height: 100%; background-color: #e0e0e0;"></div>	<div style="border: 1px solid gray; border-radius: 15px; width: 100%; height: 100%; background-color: #e0e0e0;"></div>	<div style="border: 1px solid gray; border-radius: 15px; width: 100%; height: 100%; background-color: #e0e0e0;"></div>	<div style="border: 1px solid gray; border-radius: 15px; width: 100%; height: 100%; background-color: yellow;"></div>
	<div style="border: 1px solid gray; border-radius: 15px; width: 100%; height: 100%; background-color: #e0e0e0;"></div>	<div style="border: 1px solid gray; border-radius: 15px; width: 100%; height: 100%; background-color: #e0e0e0;"></div>	<div style="border: 1px solid gray; border-radius: 15px; width: 100%; height: 100%; background-color: #e0e0e0;"></div>	<div style="border: 1px solid gray; border-radius: 15px; width: 100%; height: 100%; background-color: #e0e0e0;"></div>	<div style="border: 1px solid gray; border-radius: 15px; width: 100%; height: 100%; background-color: yellow;"></div>

TRAILING					
-----------------	--	--	--	--	--



HISTORICAL RULE BOOKS

6